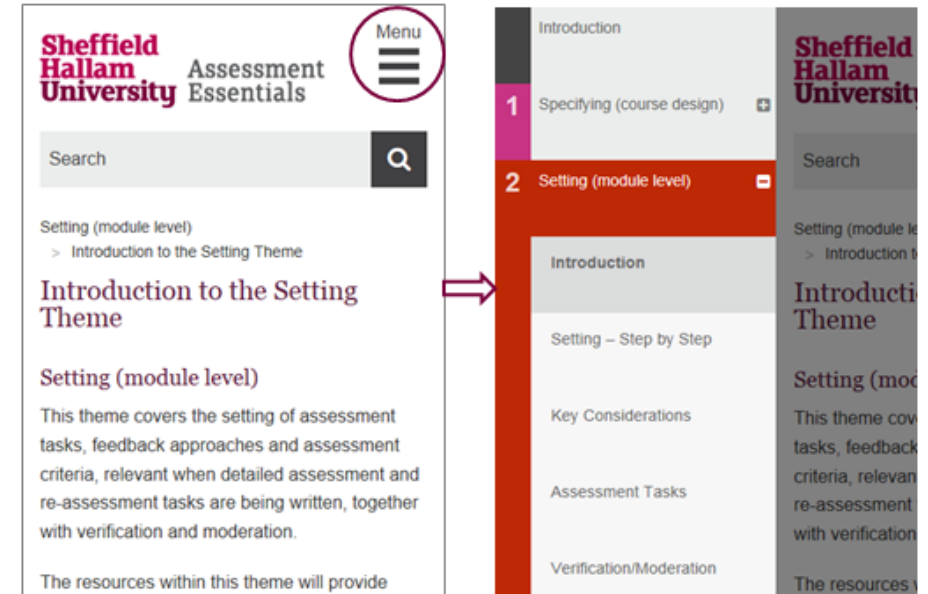
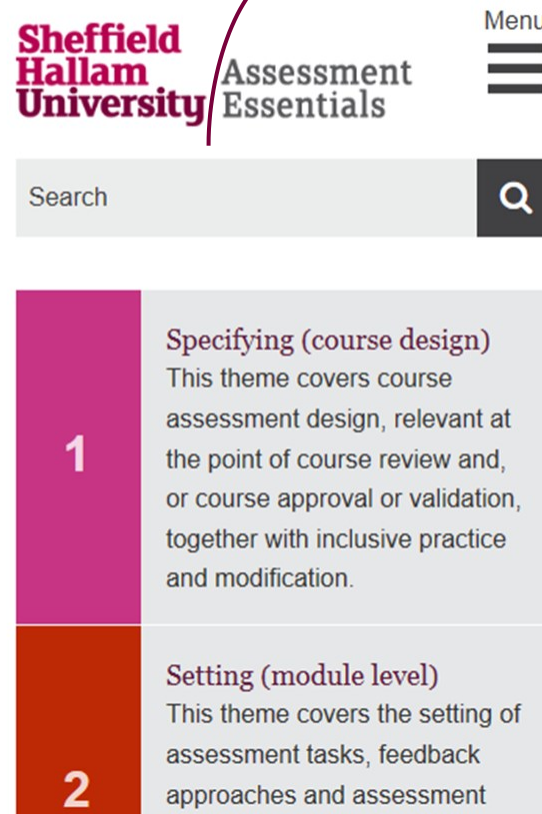



Using Assessment Essentials On a Mobile Device

The search bar can be used to find specific information and remains at the top of the screen wherever you are within the website.

When using Assessment Essentials on a mobile device, the menu on the homepage allows you to access information on the nine themes of the Assessment Lifecycle by scrolling down and tapping on the relevant title.



Once within a theme, you can press the  button to allow you to select topics from within theme.

Using Assessment Essentials On a Mobile Device

team also plays a key role in raising awareness about the need to anticipate the needs of disabled students and promotes the development of Inclusive Practice.

Within individual topics, information is located in accordions which can be opened and closed by tapping their titles.

- Information about Learning Contracts
- Designing assessment for inclusivity
- Adjusted marking
- Accessible learning and assessment materials
- Alternative forms of assessment for examinations

This button will return you to the top of the page where you can access the menu and search functions.

Supporting information and resources are present in each topic and can be found by scrolling to the bottom of the screen.

Supporting Information

- Resources
 - Learning Contracts Database
 - Disability Support team
 - Inclusive teaching and learning at Plymouth University

